

Keep on growing... **Xcelerate X15 & X35!**

- › Increased flexibility for pallet and product handling.



X10



X15

X20

X35

X60

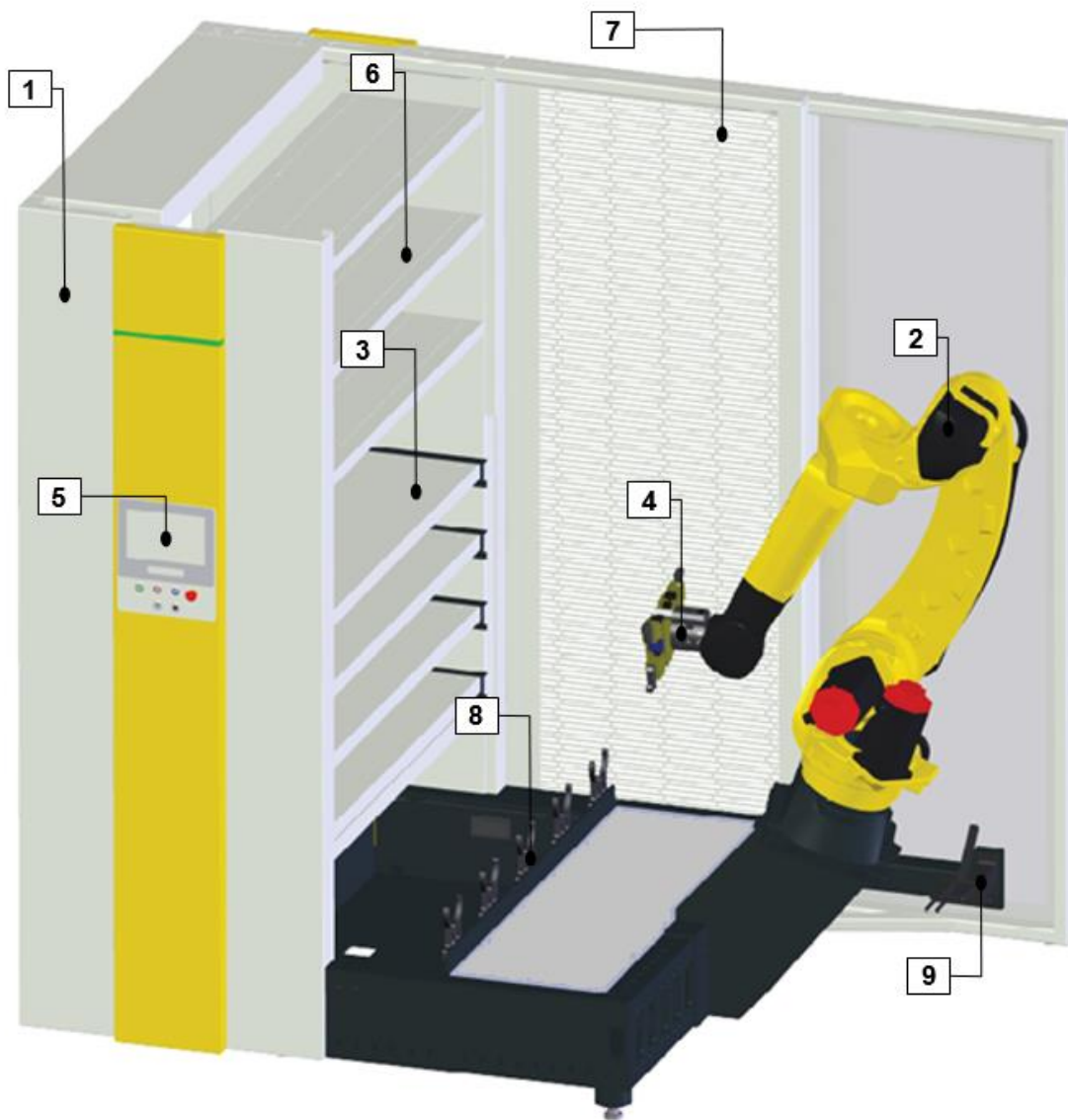




Xcelerate X15 & X35

- ✓ Greater **flexibility** for pallet en product handling
- ✓ **Maximum compatibility** for all types of machine loading positions
- ✓ **Open up** machine data to the rest of your production environment
- ✓ **Short set-up times** with the most **efficient** configuration software on the market
- ✓ Enables **six-sided** machining in one production cycle (with R-C2 | 6S)





Product summary

1. Base cell
2. Robot
3. Product storage
4. Gripper
5. Software
6. Pallet storage
7. Safety
8. Gripper storage
9. Product centering

Flexible configuration

1



Select the robot handling weight suitable for your products.

2



Select product gripper technology and options.

3



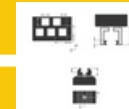
Specify storage capacity by quantity and weight.

4



Select standard product inlays or define your specific ones.

5



Specify tray-options for pallet handling, Fixture of Collet Exchange.

6



Specify machine brand, layout options and safety configuration.

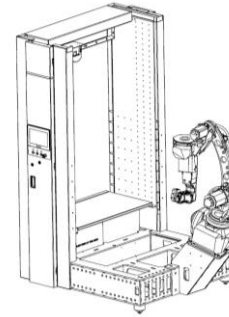
Our online configurator is accessible via our sales team: sales@cellro.com

Product comparison

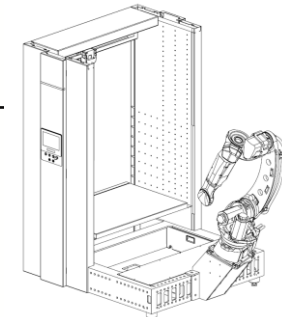
General specifications:

Base cell type:

X15



X35



Robot types:

12 kg

25, 35, 70 kg

Drawer(s):

1 to 5

1 to 8

Drawer dimensions:

1080 x 460 mm

1260 x 690 mm

Pallets:

Yes, max 6 kg

Yes, max 45 kg

Option R-C2 | 6S:

No

Yes

Safety:

Fence with door lock

Fence with door lock

Simultaneous loading of 2 machines:

No

Yes

Software:

Cellro C3 ^{Smart}


Cellro C3 ^{Smart} / Cellro C3 ^{Advanced}

Total weight:

1400 kg

1800 kg





High-quality Software


The screenshot displays the CELLRO software interface. At the top, there is a navigation bar with a green 'EXECUTE' button, a status bar showing '65% AUTO' and 'No messages', and a user profile for 'Supervisor 2' with the date and time '4/2/2020 2:24:56 PM'. Below this, there are tabs for 'Jobs', 'Favorites', and 'History'. The main area features a table with the following data:

| Job name | Recipe name | Machine | Qty | Remaining time |
|----------------|------------------|------------|-----|----------------|
| Job_202085564 | CCM_R1000_Rev.b | NC_Brand_A | 20 | 00:24 |
| Job_202085546 | CCM-G2552_Rev.a4 | NC_Brand_B | 10 | 01:02 |
| Job_2020855711 | CCM-B1800_Rev.a1 | NC_Brand_B | 10 | 01:36 |

To the right of the table is a sidebar with buttons for 'New', 'Edit', 'Delete', 'Move to top', 'Up', 'Down', 'Unhold', 'Cancel', and 'Details'. At the bottom, there is a navigation bar with buttons for 'Overview', 'Production', 'Storage', 'Config', 'Status', 'Service', and 'Functions'.

Intuitive software that allows jobs and activities to be configured quickly

CELLRO THE ULTIMATE LINE-UP IN STANDARDIZED AUTOMATION





Think ahead

Cellro GmbH
Frankenbacherstraße 32
Brackenheim
74336
Germany

T. +49 (0)713 593 060-0
info@cellro.com
www.cellro.com

Cellro B.V.
Koningsschot 41
Veenendaal
3905 PR
The Netherlands

T. +31 (0)318 627 100
info@cellro.com
www.cellro.com